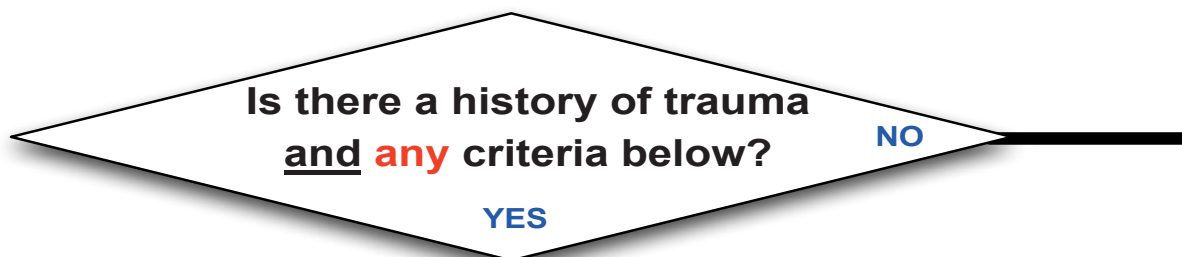




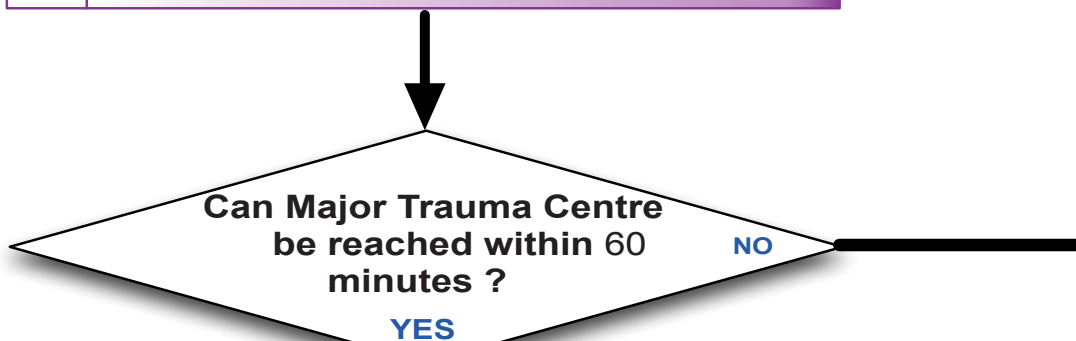
Trauma Triage Tool



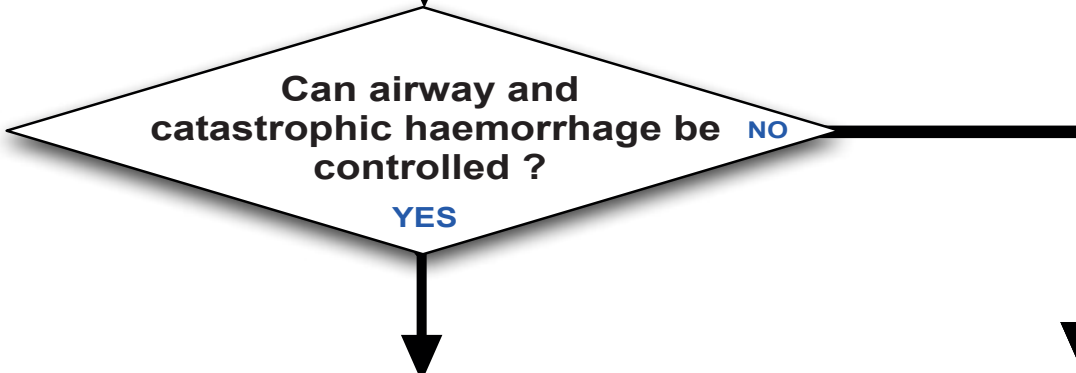
Consider Enhanced Care Team Activation

Physiology	Sustained RR <10 or >29	For abnormal paed values check JRCALC
	Systolic BP < 90mm Hg or absent radial pulses	
	GCS motor score of 4 or less (withdrawal to pain)	
Anatomy	Open pneumothorax or flail chest	
	Crushed, degloved or mangled limb	
	Suspected major pelvic fracture	
	Neck or back injury with paralysis	
	> 1 fractured proximal long bone	
	Amputated limb	

Consider EARLY Helicopter dispatch



Consider going to nearest ED if cardiac arrest imminent



Prealert hospital ASAP

Go to Major Trauma Centre

Go to local Trauma Unit if closer than MTC